
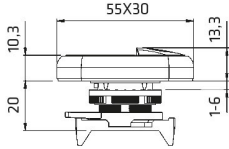


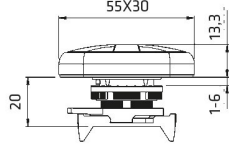


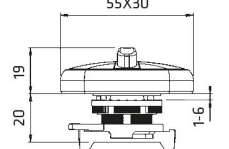


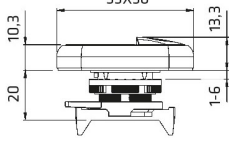



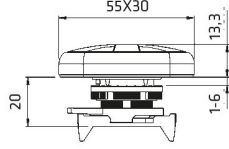



MULTIFUNCTION PUSH BUTTONS Ø22 | NOT LIGHT | IP65


	TYPE	COLOUR INDEX	CODE	WEIGHT grammi	MIN. PACK QUANTITY	SIZES 
	DUAL PUSH BUTTON		PPDNBL	38	10	
	TYPE	COLOUR INDEX	CODE	WEIGHT grammi	MIN. PACK QUANTITY	SIZES 
	EXTENDED PUSH BUTTON		PPDNSBL	38	10	
	TYPE	COLOUR INDEX	CODE	WEIGHT grammi	MIN. PACK QUANTITY	SIZES 
	TRIPLE MULTIFUNCTION		PPMNSBL	40	10	

MULTIFUNCTION PUSH BUTTONS Ø22 | LIGHT

	TYPE	COLOUR INDEX	CODE	WEIGHT grammi	MIN. PACK QUANTITY	SIZES 
	DUAL PUSH BUTTON		PPDLBL	38	10	
			PPDLBL.1	38	10	
	TYPE	COLOUR INDEX	CODE	WEIGHT grammi	MIN. PACK QUANTITY	SIZES 
	EXTENDED DOUBLE PUSH BUTTON		PPDLSBL	38	10	


Multifunction push buttons - Special symbols and text for horizontal assembly/identification are available on request.


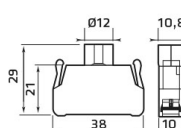
CONTACT BLOCKS | SPRING LOADED TERMINALS




DESIGNATION	FUNCTION	CODE	SIZES
		PCW01	
		PCW10	


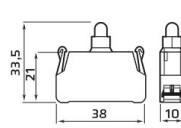
LAMPHOLDER BA9s

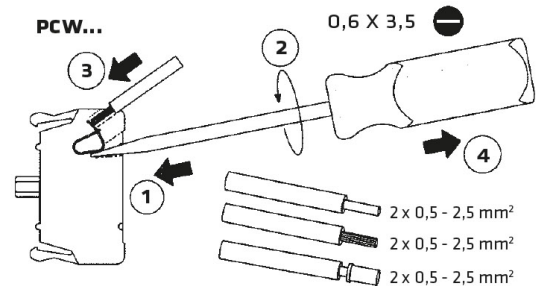



DESIGNATION	POWER SUPPLY	CODE	SIZES
	BA9s Lamp socket 250V 2.4 W max Bulb not included	PCWAD	


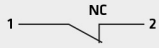

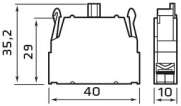
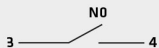

LAMPHOLDER WITH BUILT-IN LED




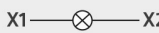
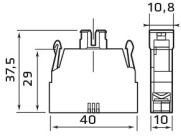
DESIGNATION	FUNCTION	CODE	SIZES
	AC/DC 12V	PCW5L12	
	AC/DC 24V	PCW5L24	
	AC/DC 48V	PCW5L48	
	AC/DC 110V	PCW5L110	
	AC 220V	PCW5L220	





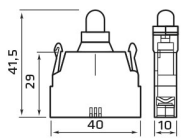
CONTACT BLOCKS | SCREW TERMINALS

	DESIGNATION	FUNCTION	CODE	SIZES
			PL004001	
		PL004002		

LAMPHOLDER BA9s

	DESIGNATION	POWER SUPPLY	CODE	SIZES
		BA9s Lamp socket 250V 2,4 W max Bulb not included	PL004007	

LAMPHOLDER WITH BUILT-IN LED

	DESIGNATION	FUNCTION	CODE	SIZES
		AC/DC 12V	PL0045L12	
		AC/DC 24V	PL0045L24	
		AC/DC 48V	PL0045L48	
		AC/DC 110V	PL0045L110	
		AC 220V	PL0045L220	

TECHNICAL DATA | ELECTRICAL CHARACTERISTICS

CONTACT BLOCKS

EC/EN 60947-5-1 CHARACTERISTICS		PLO04001-PLO04002								PCW01-PCW10 / PSC01-PSC10							
Rated insulation voltage Ui	V	690*								690*							
Rated impulse withstand voltage Uimp	kV	4*								4*							
Operating frequency	Hz	50/60*								50/60*							
Rated thermal current Ith	A	16*								16*							
Rated thermal current in enclosed Ithe	Hz	10*								10*							
RATED OPERATING CURRENT Ie:		PLO04001-PLO04002								PCW01-PCW10 / PSC01-PSC10							
AC15: Alternate current	V	24	60	110	230	400	440	500	690	24	60	110	240	400	440	500	690
	A	16*	12	8	6	4,5	3,5	1*	1	16*	12	5	5*	4	4	4*	2*
DC13: Direct current	V	24	48	60	110	220				24	48	60	110	250			
	A	2*	1,2	0,85	0,4	0,25*				2	2*	1*	0,4	0,4*			
Conditional short circuit withstand current	A	1000*								1000*							
Fuse rating gG	500V	10A*								10A*							
Contact insulation resistance	mΩ	<25								<25							
Switching mechanism		Slow break double gap contacts								Slow break double gap contacts							
Contact duty		⊕ NC contact with positive opening								⊕ NC contact with positive opening							
Minimum tripping force		4N								4N							
Electrical life AC15	mil. cycles	1A/1,5 - 2A/0,5 - 3A/0,25								1A/1,5 - 2A/0,5 - 3A/0,25							
UL 508 CHARACTERISTICS		PLO04001-PLO04002								PCW01-PCW10 / PSC01-PSC10							
General Use		10A-600V ac - 2,5A-125V dc								10A-600V ac - 2,5A-125V dc							
Heavy Duty (HD) category		A600-Q600								A600-Q600							

LAMP HOLDER

EC/EN 60947-5-1 CHARACTERISTICS		BUILT-IN LED	
		LED PLO04.L. PCW.L.-PSC.L.	
Rated insulation voltage Ui	V	400	
Rated operating voltage Ue	V	AC/DC 12-24	
	V	AC/DC 48	
	V	AC/DC 110	
	V	AC 220	
Max rated power	W	-	
Power supply		-	
Lamp fixing system		-	

TECHNICAL DATA | ELECTRICAL CHARACTERISTICS

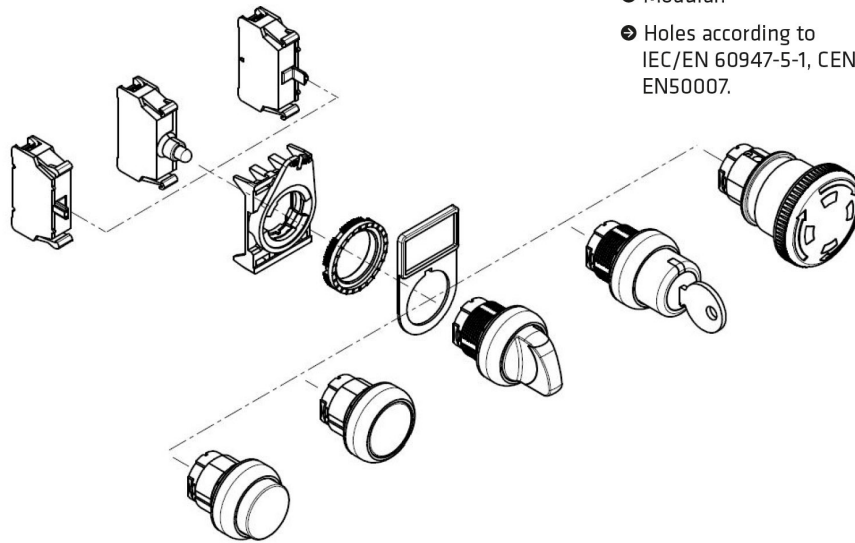
STANDARD CONFORMITY		UL - IMQ - R.I.NA	
Approvals		IEC/EN60947-5-1, UL508	
Protection class	EN 60529 BLACK LINE EN 60529 GREY LINE	IP65: Buttons and switches, Multifunction push button IP66/IP67/IP69K: Buttons and switches, Multifunction push button	
	Conforms to UL50	Type 1	
Material Group	EN60947-1	II	
Pollution Grade	EN60947-1	3	
Flammability	UL94	VO: live parts	
Ambient Temperature	°C	Operating: -25 +70	
	°C	Storage: -30 +70	
Climate Protection	IEC68 part 2-3 IEC68 part 2-30	Hot damp Unsettled Hot damp	
Mechanical life:			
Mushroom operators and standard	mil./operations	3	
Push buttons with colour cap			
Standard push buttons with lens cap		1	
Standard rotary switches		1	
Rotary switches with lens		0,5	
Emergency stop push buttons with release		0,3	

■ UL certified values * IMQ values

ASSEMBLY INSTRUCTIONS

ASSEMBLY

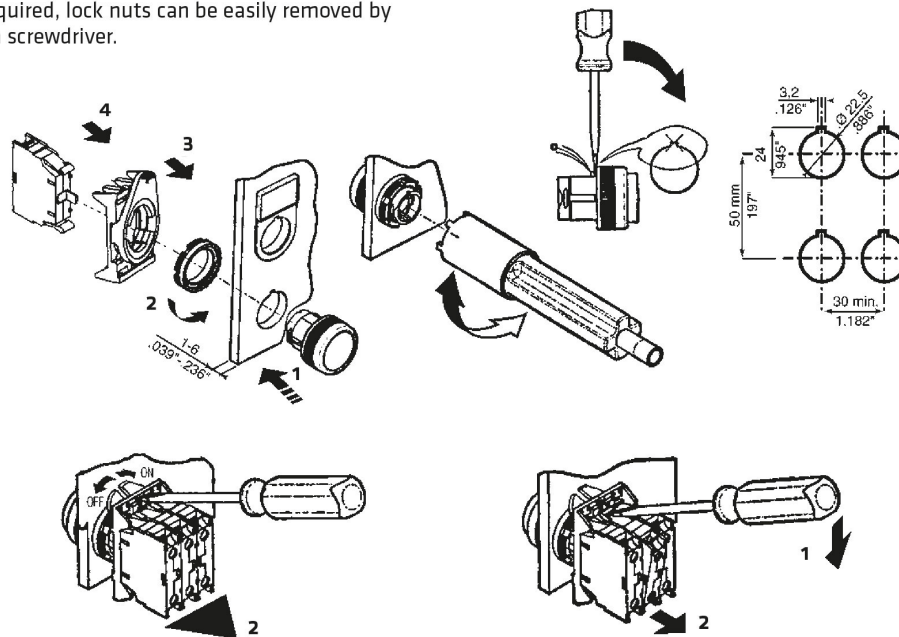
- Modular.
- Holes according to IEC/EN 60947-5-1, CENELEC EN50007.



CENELEC EN50007


- Panel thickness from 1 up to 6 mm.

- If not required, lock nuts can be easily removed by means of a screwdriver.

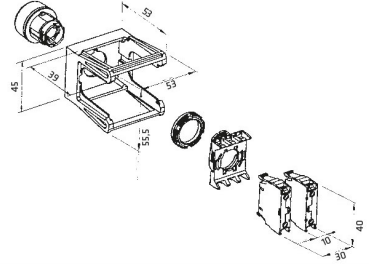


ACCESSORIES | ORION SERIES

DIN RAIL MOUNTING ADAPTOR



DESCRIPTION	CODE
DIN EN50022 RAIL MOUNTING FOR 46 MM STANDARDISED ENCLOSURES GREY RAL 7035	11708351




KEY FIXING BULB EXTRACTOR



CODE
PCF

CONTACTS SUPPORT



DESCRIPTION	CODE	DESCRIPTION	CODE
TO CONTACT ELEMENTS PL, PCW, PSC	PPELN8	TO FIVE CONTACT ELEMENTS PL, PCW, PSC	PPELN8-5